



# Pre-K Press

## September 2024



### Remember - They are LEARNING! (What do you want them to learn?)

**“When you draw it for me, cut it for me, glue it for me, put it together for me, all I learn is that you do it better than me.”**

Anonymous



This time of year can be **so crazy!** We have so much we want to achieve with our students, and I think that sometimes we try to pack too much into our days. This can lead us down a dangerous path of “helping” a little too much in order to get finished and move on to the next item on our neverending to-do list. **This is the time to take a beat and take a breath!** Don't take away learning opportunities found in students' **productive struggle**. It is in that gap that they can grow and learn the most. So, before you do it for them (whatever “it” is), encourage and support them in trying their very best and celebrate what that looks like for each student. Provide scaffolding without taking over. **Remember, they are learning!**



### IT'S THAT TIME!

#### CIRCLE Progress Monitoring Training

Are you a new teacher or new to Pre-K?

This training is for you! If your district implements CIRCLE Progress Monitoring, don't miss out on this opportunity to learn about this assessment tool, how to administer it with fidelity, and how to use the data to drive your instruction.

**Must have CLI Engage account! Sign up ASAP at [cliengage.org](http://cliengage.org) as it takes several days for an account to be created.**

**Click the session # to register.**

- Session #335480: Monday, September 9th

**\*Please bring the laptop/tablet you will use for assessing.**



### Updated C-PM View for Asssments

Did you know that CLI updated the order of assessment measures when you log in to the class screen in preparation to assess? It now has all of the **TEA required measures** listed first! It sounds so simple, yet it will make things run much more smoothly. **However**, I strongly suggest that you scroll a little further to the right and remember to assess the **very important Phonological Awareness measures (including the “optional PA”)** since they assess students on being able to hear those larger, more foundational pieces of PA! (Great info to have if they're struggling in PA.)

**CHECK IT OUT!**

| Social Emotional Behaviors |                     |                    |                      |                           |                         |                                 |           |                        |       | Math          |              |                       |               |                      |               |            |       |
|----------------------------|---------------------|--------------------|----------------------|---------------------------|-------------------------|---------------------------------|-----------|------------------------|-------|---------------|--------------|-----------------------|---------------|----------------------|---------------|------------|-------|
| View Student               | Rapid Letter Naming | Rapid Vocabulary 1 | Early Writing Skills | Positive Social Behaviors | Classroom Community and | Emotion and Behavior Regulation | Self-Care | Approaches to Learning | Total | Rote Counting | Shape Naming | Number Discrimination | Number Naming | Shape Discrimination | Counting Sets | Operations | Total |
| 52                         | 55                  | 20                 | 18                   | 12                        | 16                      | 4                               | 12        | 62                     | 2     | 5             | 2            | 5                     | 6             | 5                    | 3             | 28         |       |





## DEVELOPMENTALLY APPROPRIATE PRACTICES

### Discovery

Get your students digging, pinching, sorting, counting, and more with an **Apple Tree Sensory Bin!** Fill your bin with uncooked oats or rice, pom-poms of red, green, and yellow, scoops of different sizes, large plastic tweezers, and apple trees ready for sorting! All you need for the trees are toilet tissue or paper towel tubes, green foam paper or sturdy (laminated) construction paper, and colored circles of red and yellow to add to the trees. Label the trees with the color word, and let the students explore their apple orchard!

For more information, click on the pic to see the entire activity on [Pre-K Pages](#).



### Letter Knowledge

Practice letter knowledge skills with the **Apple Basket Letter Sort**. This file provides apples with straight-line and curved-line letters and “basket” mats to support talking about the shapes of letters. This sounds so simple, but it’s so important when teaching letter knowledge! Sort the letters according to those with only straight lines and only curved lines. (The file also includes numerals 0-10 so there is an opportunity to work on sorting letters vs. numerals.) TPGs included!

Hint: Be sure to print in landscape mode!



### Social & Emotional

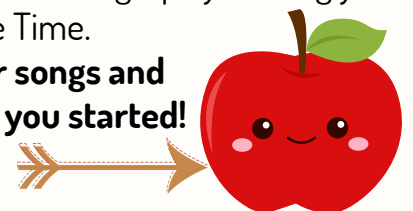
We know that we can’t teach knowledge and skills to students who are not ready socially and emotionally. This could change day-to-day with our young scholars. Often, we have no idea what baggage our students are carrying that impacts their learning while they are in our classroom. Perhaps if we knew when a student was struggling, we could provide additional support to help him/her find success in the midst of hard times. A simple (yet impactful) way to do this is to communicate with families. SIMPLE?! you say? Well, yes... If we set the expectation early with families. Print and send home **THIS NOTE** so families know that if/when tough times happen, you will be sure to **“Handle with Care.”**

**HANDLE WITH CARE**

### Language & Literacy

Fingerplays, songs, and rhymes are vital to language and literacy instruction! They help students learn the sounds of words and to hear the rhythm of language. They teach vocabulary in a fun and playful way. Fingerplays support students’ growth in both large and small motor skills by performing the movements that go along with with words. Memory and social skills are also learned by participating in fingerplays, songs and rhymes. So, turn off the screens for “music & movement” time and bring back the “old school” (developmentally appropriate) teaching method of incorporating songs and fingerplays during your whole group/Circle Time.

**Click the apple for songs and fingerplays to get you started!**






# PRE-K BOOK NOOK

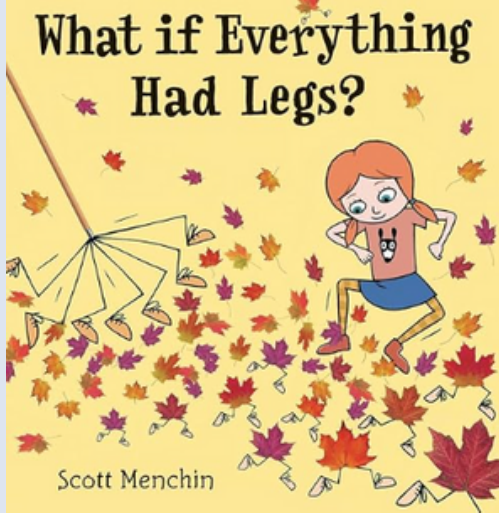
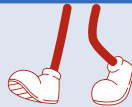
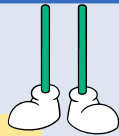



## It's Not Jack and the Beanstalk

Jack is not fond of the bossy narrator of his fairy tale! When Jack is told to trade his beloved cow Bessie for some magic beans, throw the beans out the window, climb the ENORMOUS beanstalk that sprouts overnight, and steal from a GIANT, he decides this fairy tale is getting out of control. In fact, he doesn't want to follow the story line at all. Who says Jack needs to enter a life of daring, thievery, and giant trickery? He takes his story into his own hands—and you'll never guess what happens next!

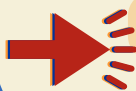



[Click HERE for suggested vocabulary, questions, and extensions for this book!](#)

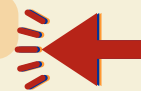


## What if Everything Had Legs?

She and her mom are almost home, but this little girl is soooooo tired! Her legs hurt, and even the lure of fresh cupcakes isn't enough for her to take another step. Why can't the house have legs and walk to them? For that matter, what if **everything** had legs? As her imagination runs wild (think worms with wiggly toes and rakes that jump into leaves), encourage your students' imaginations by coming up with more and more ideas of how things would work... if they only had legs!



[Click HERE for suggested vocabulary, questions, and extensions for this book!](#)






# PRE-K BOOK NOOK




## I Can Handle It!




After reading this book, students can talk about good ways and not-so-good ways to 'handle' tough situations as you discuss Sebastien's ideas for each situation. The important thing is that - no matter what the situation - we can handle it!

Encourage students' use of positive self-talk and learn how to say, "I can handle it!" even when something is tough. It is vital for improving and maintaining strong mental health which is exactly what the world needs right now.

Help your students feel emotionally strong along with Sebastien, and provide a tool to help them get through challenging times.



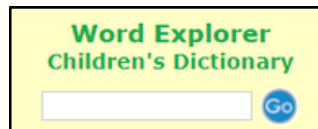
[Click HERE for suggested vocabulary, questions, and extensions for this book!](#)



## Child-Friendly Definitions



Sometimes coming up with child-friendly definitions for those new vocabulary words can be tough. If you need a little help, give [KidsWordSmyth](#) a try! Simply navigate to the website, type your vocabulary word into the yellow box, and click "Go." It will provide a definition better suited for young students, and you can even narrow it down from there.



# Let's Read



# NEVER STOP READING






# ESC 15 ECE TEAM



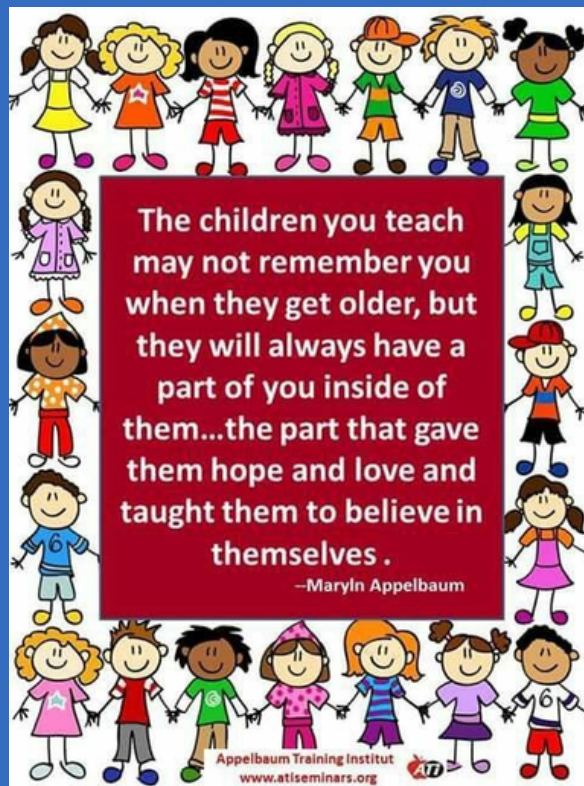
**Carey Peacock**

Early Childhood Specialist  
carey.peacock@esc15.net  
325-481-4046



**AJ Braden**

Texas School Ready Coordinator  
(Child Care and Head Start)  
amanda.braden@esc15.net  
325-481-4080



**Valerie Moos**

Special Education Specialist:  
ECSE, Transition, & Inclusion  
valerie.moos@esc15.net  
325-481-4053

