

Welcome!

Pre-K Press

August 2023



Procedures & Routines

Starting Pre-K is a **BIG DEAL**, and we need to think about this new adventure from the eyes of a new Pre-K student!

If you've ever attended one of my trainings, you've probably heard me say something like, "Don't start the year off with content/curriculum!" 😊 While some curricula may be great about focusing on procedures and routines (for more than week 1), that's not always the case. Yes, most touch on procedures and routines, rules, creating relationships, etc. during an "All About Me" or "Time for School" theme. However, they do not generally provide the *time* Pre-K students **need to practice, practice, practice** all of the new procedures and routines that should be introduced. Our Pre-K students need to be taught **everything explicitly** and given ample opportunity to practice. Will practice make perfect? **Absolutely not!** However...



So... What do you do? Use this [Routines & Procedures Checklist](#) to help you focus on the big and little things that need to be explicitly taught.

Additionally, here is a folder dedicated to [BOY Info & Activities](#) to support you as you focus on your classroom family, procedures & routines, and simply getting the year started on the right foot so that everyone is ready to learn!

If you take the first few weeks to teach routines and procedures, you will be so glad you did!

BOY Assessments

I know, I know... The last thing you want to think about is assessments right now. However, it is paramount to remember that **TEA requires all Pre-K students to be assessed for BOY within the first 60 days of school, AND there are FIVE domains that are required to be assessed for each student:**

- Emergent Literacy: Language & Communication (*Rapid Vocabulary*)
- emergent Literacy: Reading (*Rapid Letter Naming*)
- Emergent Literacy: Writing (*Early Writing Skills Checklist*)
- Mathematics (*All measures within Mathematics*)
- Health & Wellness (*All measures within the Social & Emotional Checklist*)



***Red items are the corresponding assessment measures using CIRCLE Progress Monitoring.**

CIRCLE Progress Monitoring Training

Thursday, September 7th, 9:00 - 4:00

Click here to register: [Session #286547](#)

Please create an account at cliengage.org ASAP!



DAP CENTRAL

DEVELOPMENTALLY APPROPRIATE PRACTICES

Classroom Environment


Let's talk about the classroom - probably one of your most valuable teaching tools. (Or, at least, it *could be*.) Classrooms need to be both welcoming and informative, *but we want them to **promote** - not **distract from** - learning*. We've been programmed by Pinterest (& others) to think we need heavily decorated (i.e. "cute") classrooms to encourage excitement and eagerness to be present. *Research, however, tells us that the *opposite is true!* Here are some things to consider:

- Your classroom does **not** need to "scream the theme!"
- Too much décor can create sensory overload in children, causing them to be more distracted rather than highly engaged.
- An overload of color and decorations can cause children to feel unsettled, which may lead to behavior issues.

Ok... We know our young scholars **need visuals**, so what *should* you have on display when your students arrive?

- **Management Charts/Labels.**

- Home/School chart with their names
- Classroom Helper chart with their names
- Letter Wall with their names
- Pictorial schedule (particularly for those having a rough start)
- Center Management charts with spaces for names
- Labels on materials (words & pics) to aid in caring for the room



- **Space.** There should be *ample space* to display student work - creating an environment is truly *theirs* and celebrates their effort. There should also be plenty of space to display anchor charts, shared/interactive writing, and other charts you've created *together*.



Think of your room as a blank slate that you and your students transform into a learning environment... **T o g e t h e r !**

*For links to the research, click here: **Classroom Environment Research**

DAP CENTRAL

DEVELOPMENTALLY APPROPRIATE PRACTICES

Centers


Just like everything else, Center expectations need to be taught explicitly, and you need to model expected behavior (including materials use and care). Also, don't overload centers with too many options at the beginning of the year. **Less is more** as you teach the routines and procedures for center time. And - don't forget - the more you label, the easier it is for students to clean up after themselves and put things back where they belong!



ABC Center: few materials, labels, ABC book, and plenty of space!



Library Center: enough space for books and a mix of genres (narrative, informational, etc.)



Construction Center: manipulatives in containers, writing materials (student is drawing "plans" for their track), & children's work on display.



Construction Center: Nicely labeled items to support the current study next to the building materials. This provides prompts that support play & vocabulary use while in this center.



Pretend & Learn Center: Materials are in baskets with labels on shelves to promote independent clean-up. Materials are kept to a minimum while providing ample opportunities to engage in meaningful play while at this Post Office.



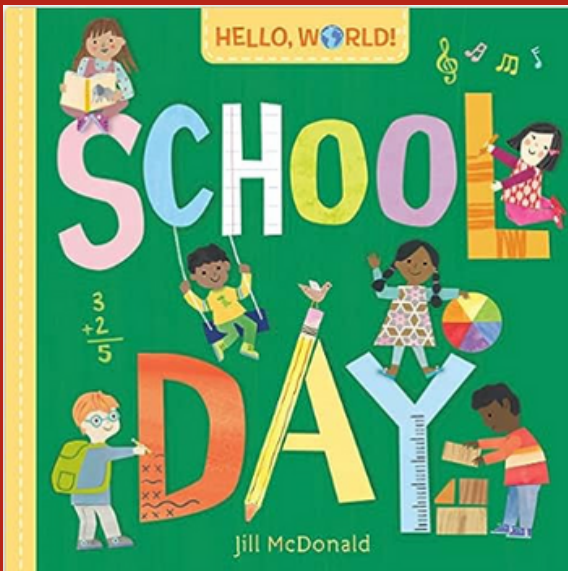
Centers Credit:

- Ms. Bogs, Little Folks Dude Ranch
- Ms. Fulps, Southwest Children's Academy
- Mrs. Middleton, Irion Co. ISD

PRE-K BOOK NOOK

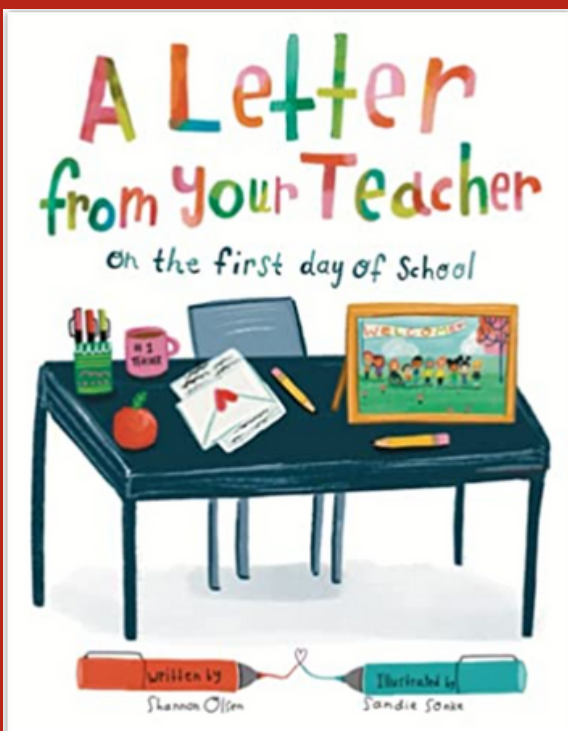
The first read alouds of the year - *HOW EXCITING!* Just remember...

- Our young scholars have a **very short attention span!** Choose books that are short, sweet, funny, entertaining, engaging, and include repetitive parts.
- Books don't *have* to be about school. We all love *The Kissing Hand*, and it tells a great story, but it is rather lengthy, making it tough for littles to maintain attention.
- Choose a few solid books and re-read them several times. Encourage the children to be active (aka *talking*) and help you with retelling.



Hello, World! School Day


Back to school brings lots of questions and change for kids starting preschool and kindergarten. Now Hello, World! can teach them all about how classrooms work and what their days will be like, with simple and encouraging language and discussion prompts. (LOVE the prompts!) It's a perfect way to introduce the fun of school to the busy world of preschoolers, where learning never stops.



A Letter from Your Teacher On the First Day of School

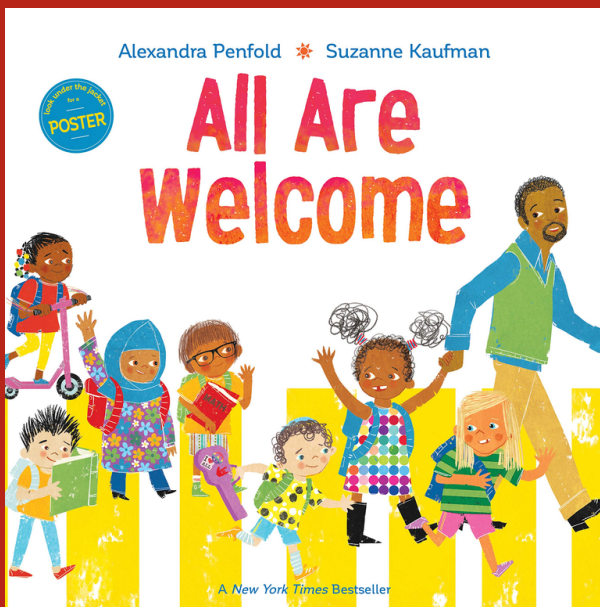
Through a letter written from the teacher's point of view, students are given the message that their new teacher is someone they will get to form a special bond with. Their teacher is not only there to help them academically, but also to cheer them on, and to provide a caring, safe environment for them to learn and grow.

PRE-K BOOK NOOK



Ming Goes to School

Ming goes to school, where she learns to say hello and good-bye. She meets new friends and introduces them to old friends (including her favorite teddy). This is a very sweet story with soft, evocative watercolor illustrations that will help kids to grow comfortable with the idea of starting preschool. Ming is curious and playful and ready for adventure, but even she gets scared of new things sometimes. Kids will relate to her desires and fears and will be excited to see Ming at the top of the slide by the story's end.



All Are Welcome

Discover a school where all young children have a place, have a space, and are loved and appreciated.

Follow a group of children through a day in their school, where everyone is welcomed with open arms. A school where students from all backgrounds learn from and celebrate each other's traditions. A school that shows the world as we will make it to be.



Our Class is a Family

With its heartfelt message and colorfully whimsical illustrations, "Our Class is a Family" is a book that will help build and strengthen that class community. Kids learn that their classroom is a place where it's safe to be themselves, it's okay to make mistakes, and it's important to be a friend to others.

ESC 15 ECE TEAM



Carey Peacock

Early Childhood Specialist

Texas Home Learning Pre-K Coordinator

carey.peacock@esc15.net

325-481-4046

Need quick access
to Pre-K and HQPK
information?
Click the pic!



AJ Braden

Texas School Ready Coordinator

(Child Care and Head Start)

amanda.braden@esc15.net

325-481-4080

DON'T FORGET!



The 2022 Texas Pre-K Guidelines are now in effect! If you didn't attend a TPG training this summer or your campus needs one, please reach out! In the meantime, you can download and print your copy from the [Early Childhood Page](#) of our ESC 15 site.

